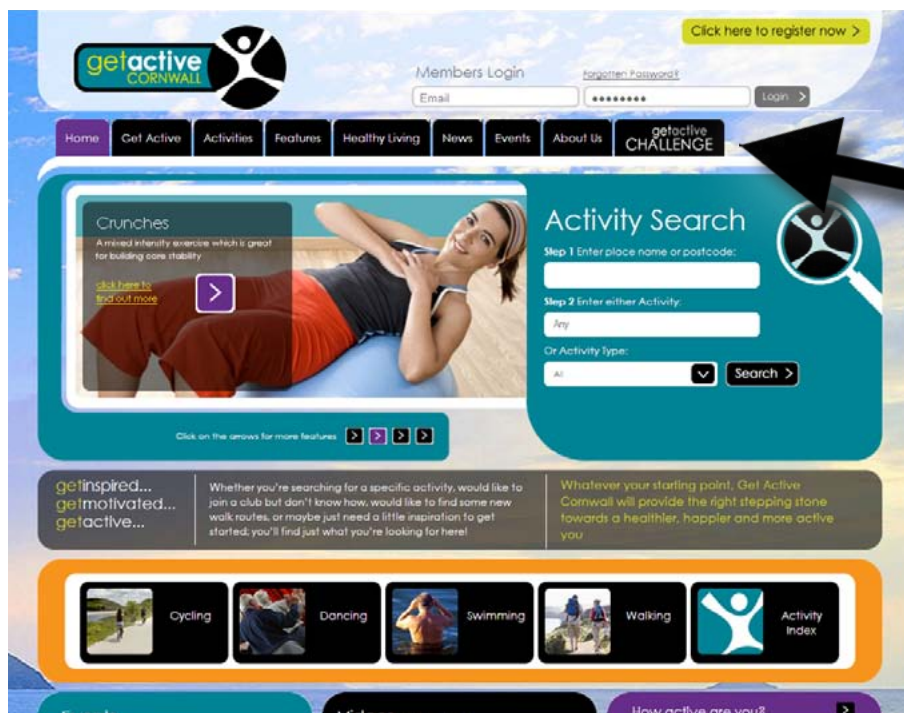



How to join a team

1. Make sure you know the name of the team you want to join


2. Go to www.getactivecornwall.co.uk



3. Click on the Get Active Challenge tab



4. Click on the 'Sign up now' button



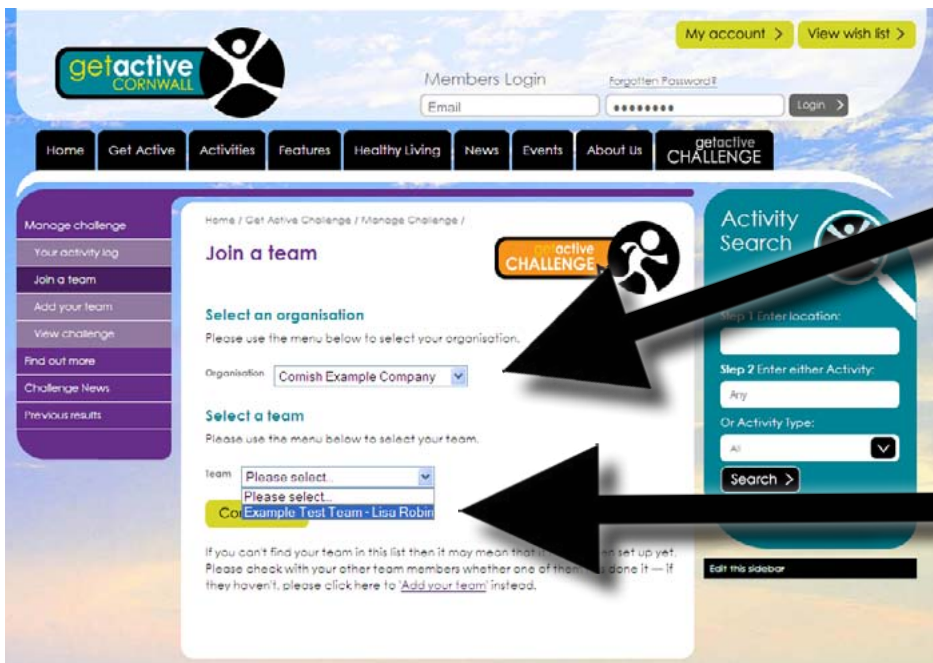
5. If you are not already registered with the website, click on 'Register and Signup'

If you have previously registered with the website, log in here

6. Complete the sign up form and click on the green button at the bottom to continue to the next page - the next screenshot below is what you should now see.



7. Click on 'Join a team'



8. Select your organisation's name from the dropdown list. The 'Select a team' panel will then appear.

Then, select your team from the dropdown list and click on 'Continue'

9. You'll now see the following screen, your Challenge Management page, which means you have successfully signed up to the Challenge!

Your Team Captain will need to activate your membership in the team before you can log any activity... so, give them a nudge!

